

**TECNO**

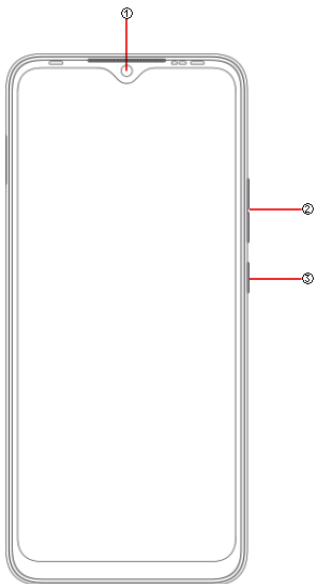
# **SPARK 5 Air**

User Manual

Mobile Phone  
Model:KD6

Hereby, TECNO MOBILE LIMITED  
declares that this Mobile Phone is in compliance  
with the essential requirements and other  
relevant provisions of Directive 2014/53/EU.


# Know your phone



1. Front camera
2. Volume key
3. Power key

## SIM/SD card installation

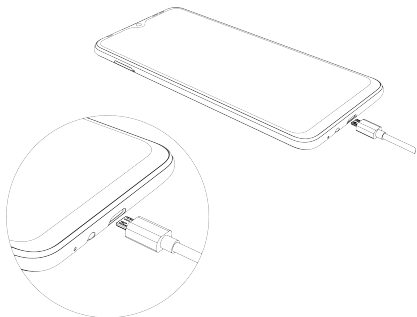
1. Power off mobile.
2. Refer to the following picture for SIM / SD card installation.



## Charging the phone

You can charge your device using a charger or by connecting it to the computer using a USB cable (comes with the phone).

1. Please remind the front and back of the plug.
2. Use only TECNO charger and cables. Other chargers or cables may damage the device. This will invalidate your phone warranty.





27402901

**TECNO**