

TECNO

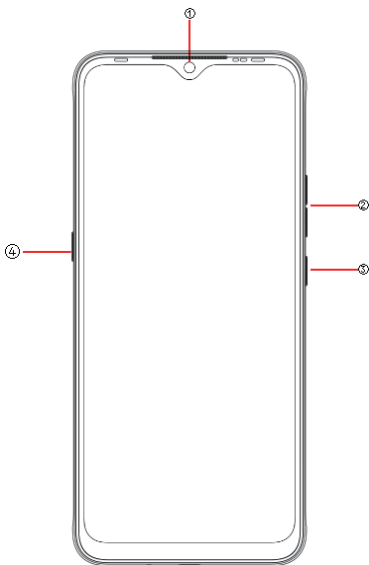
Pouvoir4_{Pro}

User Manual

Mobile Phone
Model:LC8

Hereby, TECNO MOBILE LIMITED
declares that this Mobile Phone is in compliance
with the essential requirements and other
relevant provisions of Directive 2014/53/EU.


Know your phone



1. Front camera
2. Volume key
3. Power key
4. Google assistant key

SIM/SD card installation

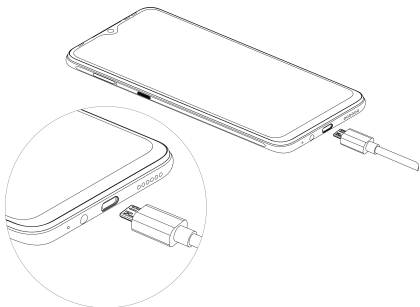
1. Power off mobile.
2. Refer to the following picture for SIM / SD card installation.



Charging the phone

You can charge your device using a charger or by connecting it to the computer using a USB cable (comes with the phone).

1. Please remind the front and back of the plug.
2. Use only TECNO charger and cables. Other chargers or cables may damage the device. This will invalidate your phone warranty.



TECNO